



USER MANUAL for OUTSOURCED PERSON PORTAL



UP Power Corporation Limited

Developed by



Sheela Group
ISO 9001 Certified

Sheela Foam Limited

Table of Content

For Engineer In Contract

	PAGE
1. Login.....	4
2. Incorporation of New Contractor.....	5
3. Addition of a New Agreement.....	7
4. Agreement Mapping	11

For Contractor User

	PAGE
5. Login.....	14
6. Addition of an Outsourced Person.....	15
7. Addition of Existing Outsourced Person.....	17
8. Deployment of an Outsourced Person	20
9. Attendance marking for Outsourced	22
10.Wage Generation	24
11. Bill Submission	26

For Bill Process By Engineer in Contract

12. Bill Process by Engineer in Contract	27
--	----

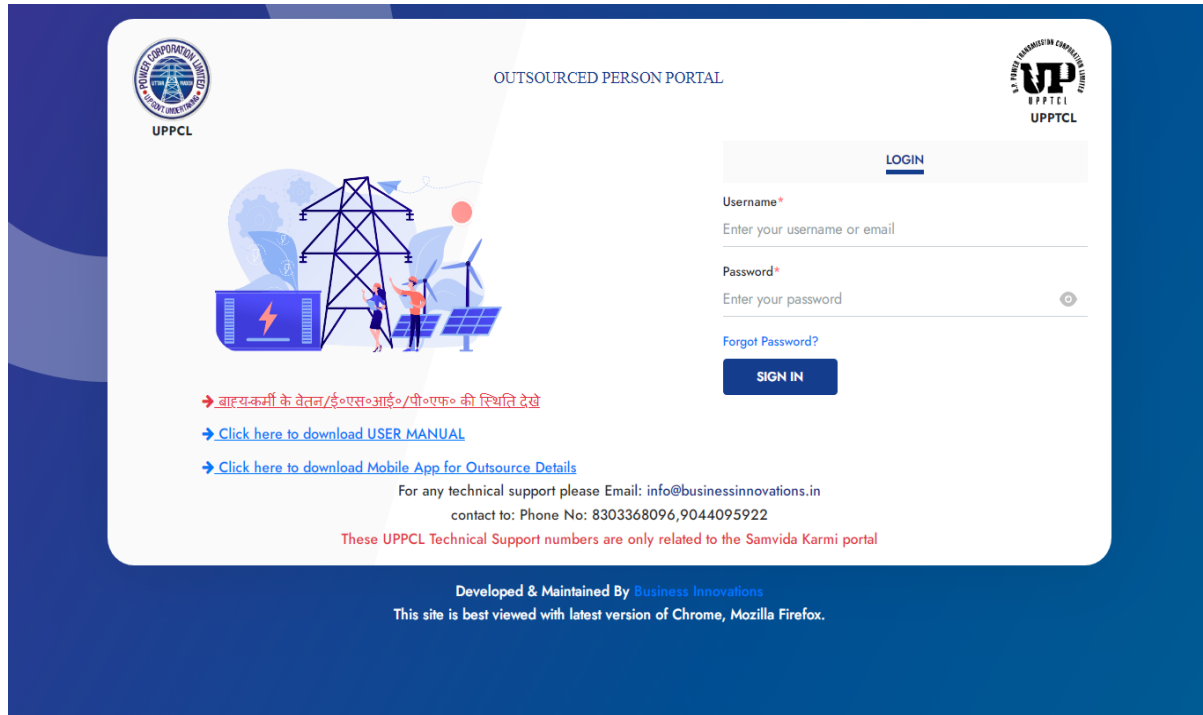
Help Desk

13. Help Desk Details.....	29
----------------------------	----

Engineer In Contract

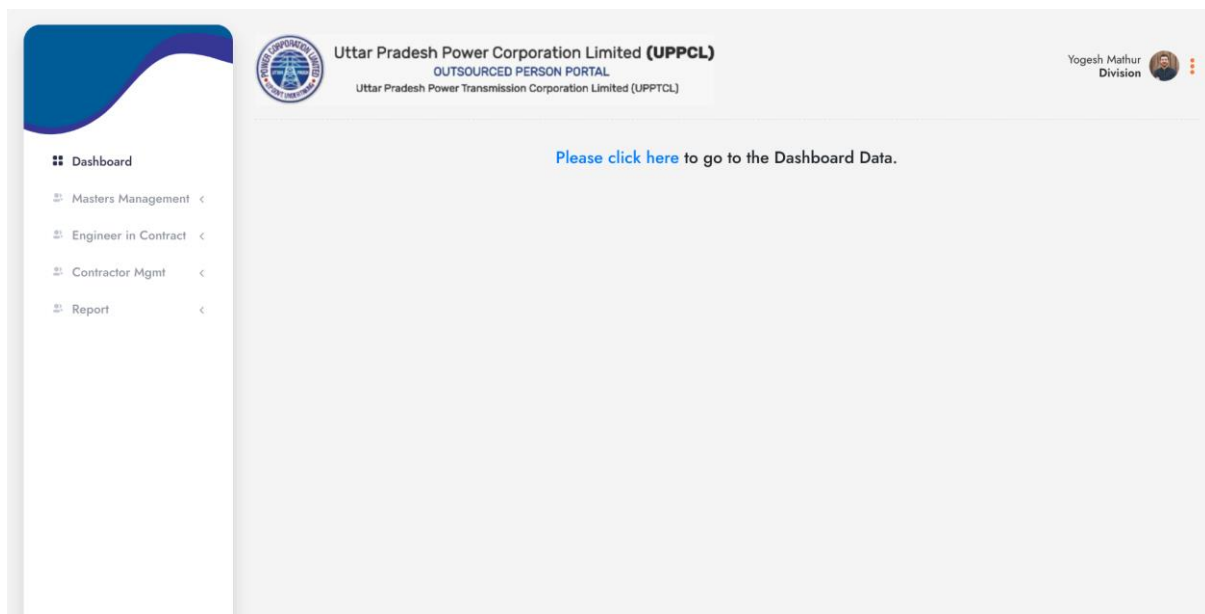
Login

1. On entering the URL, you will be taken to the following page where you can login/ Sign In as the Engineer In Contract by entering the Username/ Email Id and the correct password



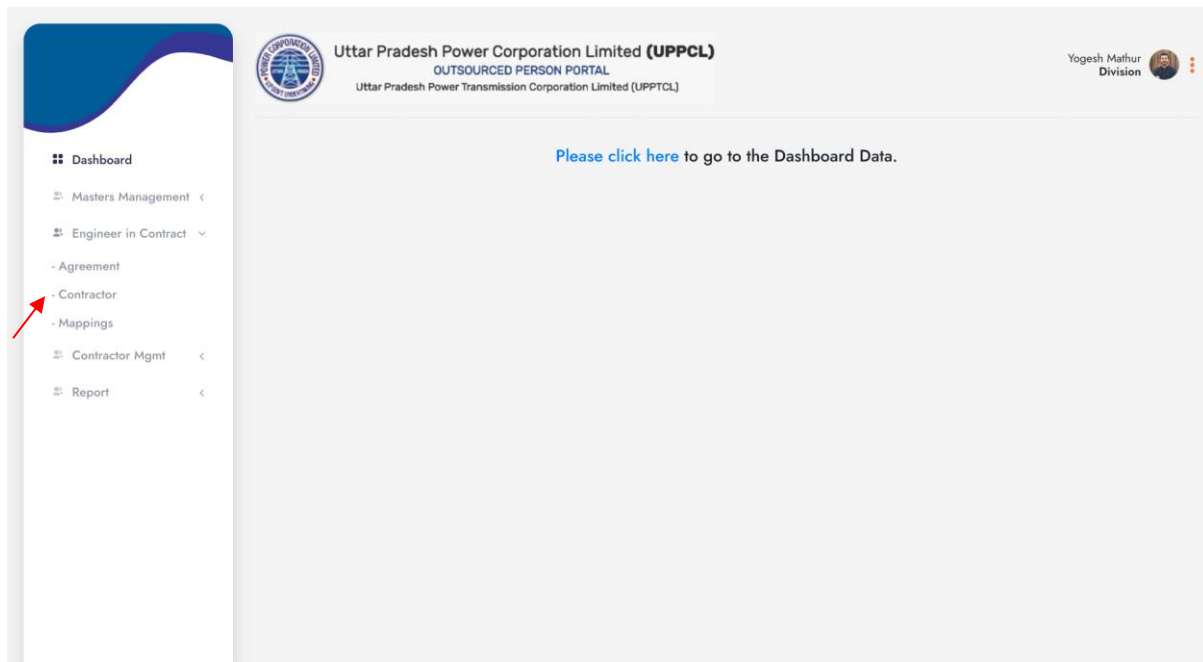
The screenshot shows the 'OUTSOURCED PERSON PORTAL' login page for UPPTCL. It features the UPPTCL logo in the top left and right corners. The main heading is 'OUTSOURCED PERSON PORTAL'. Below the heading is a large illustration of a power transmission tower, a wind turbine, and solar panels. To the right of the illustration is a login form with fields for 'Username*' and 'Password*', both with 'Enter your' placeholder text. There is a 'Forgot Password?' link and a 'SIGN IN' button. Below the login form, there are three links in Hindi: 'बाह्यकर्मियों के वेतन/ई०एस०आई०/पी०एफ० की स्थिति देखें', 'Click here to download USER MANUAL', and 'Click here to download Mobile App for Outsource Details'. Further down, there is contact information for technical support: 'For any technical support please Email: info@businessinnovations.in contact to: Phone No: 8303368096,9044095922' and a note that 'These UPPTCL Technical Support numbers are only related to the Samvida Karmi portal'. At the bottom, it says 'Developed & Maintained By Business Innovations' and 'This site is best viewed with latest version of Chrome, Mozilla Firefox.'

2. On entering the correct Username and Password the following screen will be displayed, this is the dashboard for Engineer In Contract where they can access Dashboard, Masters Management, Engineer in Contract, Contractor Management, Report

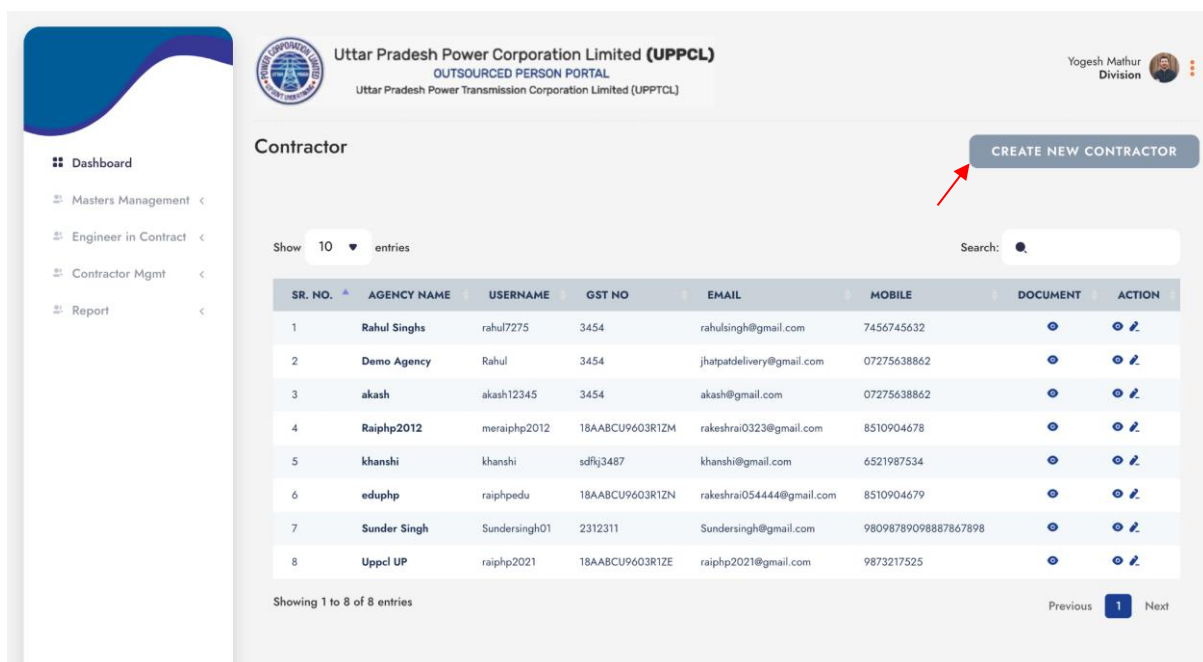


Incorporation of a New Contractor

3. **For Incorporation of a new Contractor**, select Contractor in the Engineer In Contract on the side menu



4. The following screen will be displayed, where you can view all the existing Contractors and their details as well as select 'Create New Contractor' for the creation of a new contractor



5. On selecting 'Create New Contractor' the following screen will be displayed where you can fill all the required details of a New Contractor and proceed to Save

Uttar Pradesh Power Corporation Limited (UPPCL)
OUTSOURCED PERSON PORTAL
Uttar Pradesh Power Transmission Corporation Limited (UPPTCL)

Edd2faizabad Edd2faizabad Division

Add Contractor [Back]

Agency Name* [Agency Name] Alphanumeric only

Agency Address* [Agency Address] Alphanumeric only

Email* [Email]

First Name* [First Name] Alphanumeric only

Last Name* [Last Name] Alphanumeric only

Username* [edd2faizabad] Alphanumeric

Password* [.....] Alphanumeric

Mobile Number* [Mobile Number] Numeric with 10 digit only

Contact Person Name* [Contact Person Name] Minimum 4 character

Account Holder Name* [Account Holder Name] Minimum 4 character

Bank Name* [Bank Name] Minimum 4 character

IFSC Code* [IFSC Code] Minimum 4 character

Bank Account No.* [Bank Account No.] Minimum 4 character

Bank Details Related Docs* [Choose file] No file chosen Only Pdf with 10 MB

GST No.* [GST No.] Minimum 4 character

Pan No.* [Pan No.] Alphanumerics only

Pan No. Docs* [Choose file] No file chosen Only Pdf with 10 MB

Registration Number for Contract Labour (Regulation and Abolition) Act, 1970* [Registration Number] Only Pdf with 10 MB

Registration Number for Contract Labour (Regulation and Abolition) Act, 1970 Docs* [Choose file] No file chosen Only Pdf with 10 MB

Registration Number for Building and Other Construction Workers Welfare cess Act 1996* [Registration Number] Only Pdf with 10 MB

Registration Number for Building and Other Construction Workers Welfare cess Act 1996 Docs* [Choose file] No file chosen Only Pdf with 10 MB

ESI Registration number* [Registration Number] Only Pdf with 10 MB

ESI Registration number Docs* [Choose file] No file chosen Only Pdf with 10 MB

EPF registration number* [Registration Number] Only Pdf with 10 MB

EPF registration number Docs* [Choose file] No file chosen Only Pdf with 10 MB

[SAVE] [CANCEL]

6. On successful creation of a New Contractor the following screen will be displayed

Uttar Pradesh Power Corporation Limited (UPPCL)
OUTSOURCED PERSON PORTAL
Uttar Pradesh Power Transmission Corporation Limited (UPPTCL)

Yogesh Mathur Division

Add Contractor [BACK]

Contractor Added Successfully

Agency Name* [Agency Name] Alphanumeric only

Email* [Email]

First Name* [First Name] Alphanumeric only

Last Name* [Last Name] Alphanumeric only

Username* [Username] Alphanumeric

Mobile Number* [Mobile Number] Numeric with 10 digit only

Contact Person Name* [Contact Person Name] Minimum 4 character

Account Holder Name* [Account Holder Name] Minimum 4 character

Bank Name* [Bank Name] Minimum 4 character

IFSC Code* [IFSC Code] Minimum 4 character

Account No.* [Account No.] Minimum 4 character

GST No.* [GST No.] Minimum 4 character

Pan No.* [Pan No.] Alphanumerics only

Registration Number for Contract Labour (Regulation and Abolition) Act, 1970* [Registration Number] Only Pdf with 10 MB

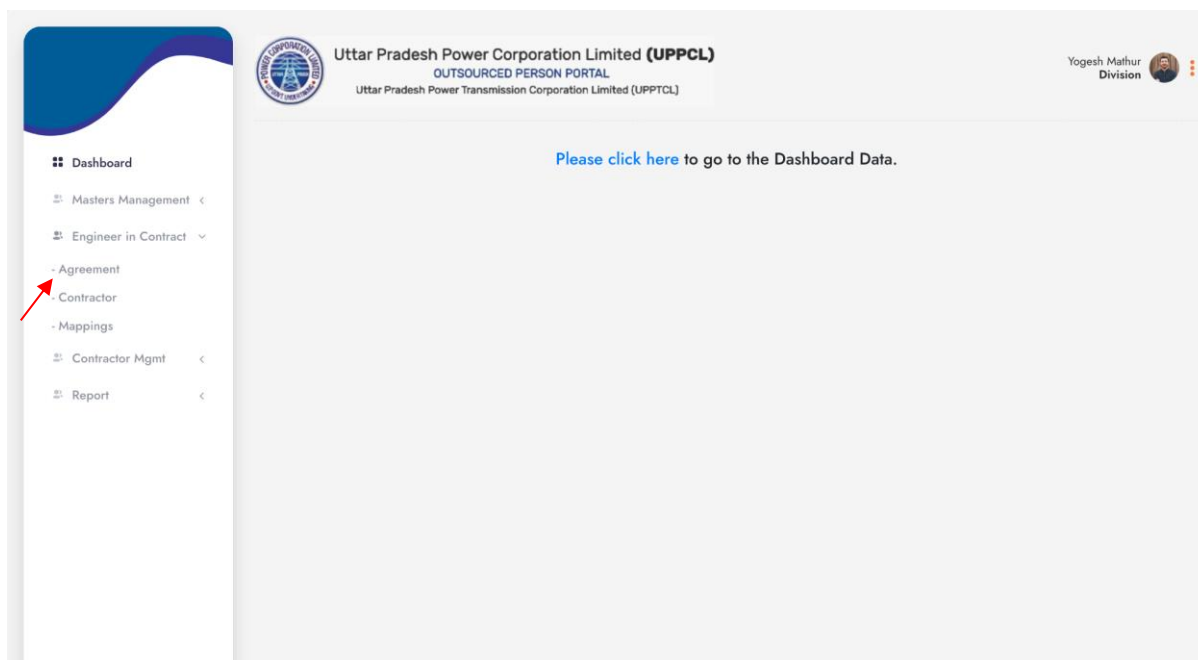
Registration Number for Building and Other Construction Workers Welfare cess Act 1996* [Registration Number] Only Pdf with 10 MB

Upload Any Document [Choose file] No file chosen Only Pdf with 10 MB

[SAVE] [CANCEL]

Addition of a New Agreement

7. For addition of a New Agreement, select Agreement in Engineer In Contract on the side menu



8. The following screen will be displayed, where you can view all the existing agreements and their details as well as click on 'Add New' for the creation of a new Agreement



9. On selecting Add New, the following screen will be displayed where you can enter all the required details for the addition of a New Agreement and click on 'Save'.

Uttar Pradesh Power Corporation Limited (UPPCL)
OUTSOURCED PERSON PORTAL
Uttar Pradesh Power Transmission Corporation Limited (UPPTCL)

Edd2faizabad Edd2faizabad Division

Add New Agreement

Search Contractor * Agreement No. * Agreement Start Date *

Agreement End Date * Profit % * Contract Amount *

Engineer in Contract * Status * Tender No. *

Agency Representative name * Agency Representative Address * Agency Representative Aadhar No.

Agency Representative Mobile No. * Agency Representative PAN Number * Authorisation Letter *

Work Details *

CATEGORY	SUBCATEGORY	NO. OF MANPOWER	WAGES PER PERSON PER MONTH	ACTION
Select Category	Select Sub Category	No. Of Manpower	Wages Per Person Per Month	REMOVE

SAVE ADD NEW ENTRY

10. On Successful addition of a New Agreement the following screen will be displayed

Uttar Pradesh Power Corporation Limited (UPPCL)
OUTSOURCED PERSON PORTAL
Uttar Pradesh Power Transmission Corporation Limited (UPPTCL)

Yogesh Mathur Division

Add New Agreement

Your Agreement No. UPPCL/MAY/24-1111222

Search Contractor * Agreement No. * Agreement Start Date *

Agreement End Date * Profit % * Contract Amount *

Engineer in Contract * Status * Tender No. *

Agency Representative name * Agency Representative Address * Agency Representative Aadhar No.

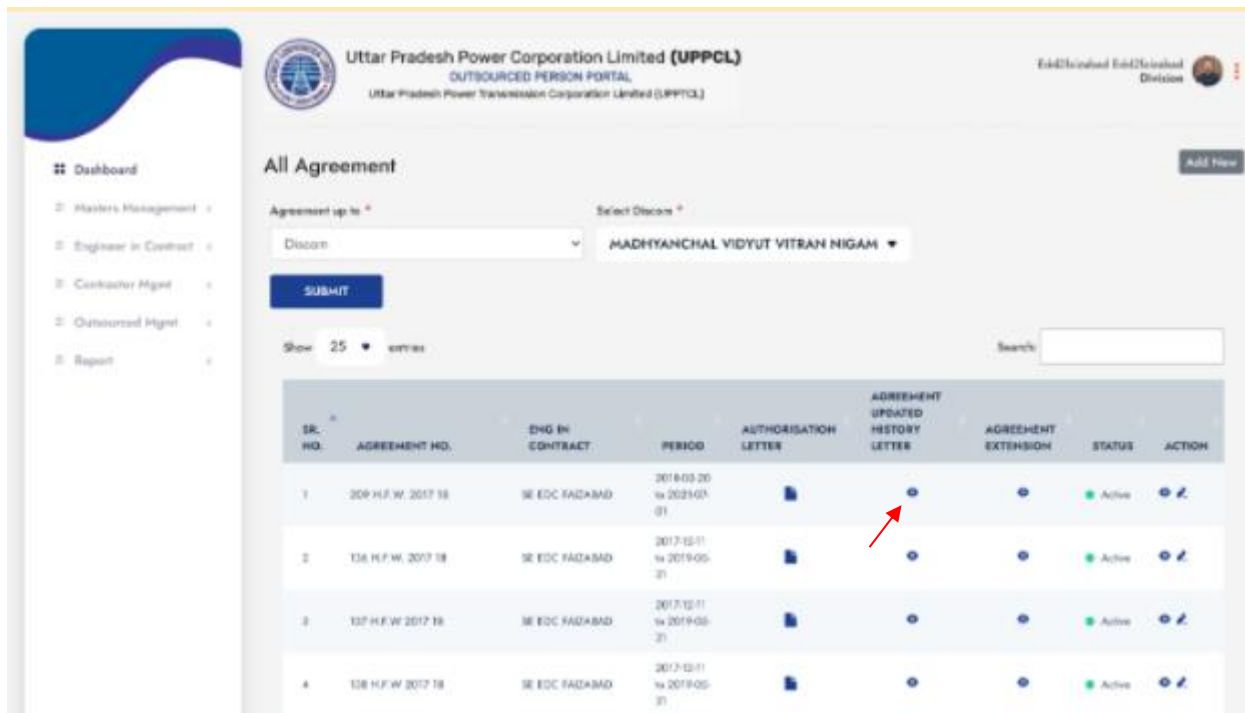
Agency Representative Mobile No. * Agency Representative PAN Number * Authorisation Letter *

Work Details *

CATEGORY	SUBCATEGORY	NO. OF MANPOWER	WAGES PER PERSON PER MONTH	ACTION
Select Category	Select Sub Category	No. Of Manpower	Wages Per Person Per Month	REMOVE

SAVE ADD NEW ENTRY

11. To update the Agreement history letter click on the “Agreement Update history letter” view button for a specific agreement on the All agreement list.



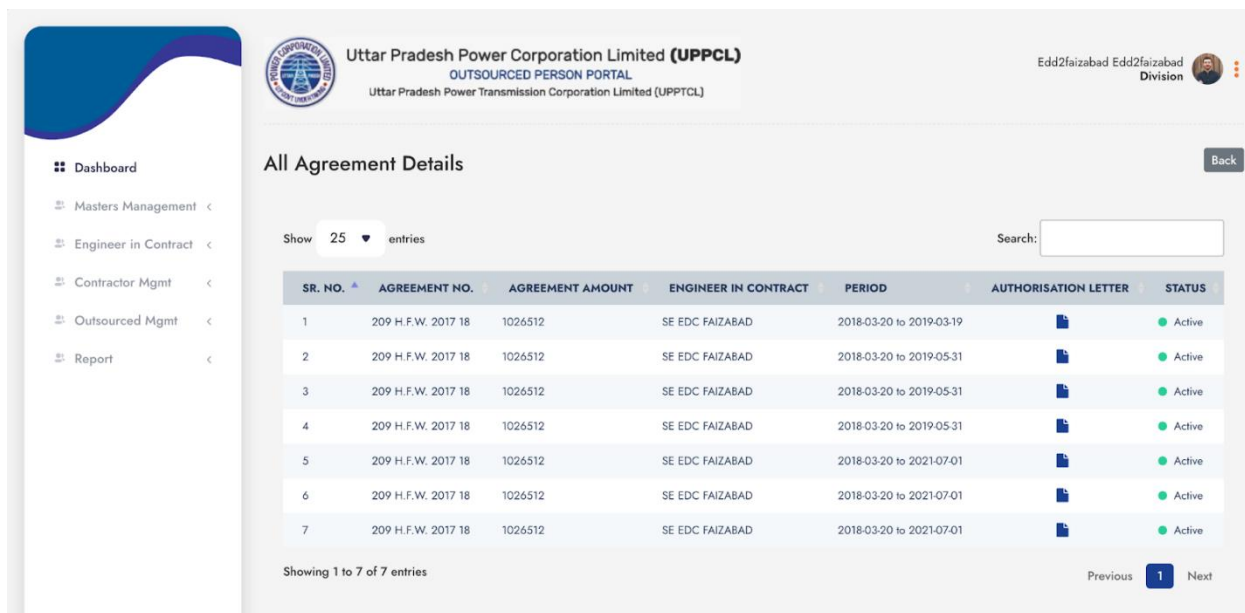
Uttar Pradesh Power Corporation Limited (UPPCL)
OUTSOURCED PERSON PORTAL
Uttar Pradesh Power Transmission Corporation Limited (UPPTCL)

Agreement up to: Select Discom:

Agreement Updated History Letter

SR. NO.	AGREEMENT NO.	ENG IN CONTRACT	PERIOD	AUTHORISATION LETTER	AGREEMENT UPDATED HISTORY LETTER	AGREEMENT EXTENSION	STATUS	ACTION
1	209 H.F.W. 2017 18	SE EDC FAIZABAD	2018-03-20 to 2019-03-31				Active	
2	136 H.F.W. 2017 18	SE EDC FAIZABAD	2017-10-11 to 2019-05-31				Active	
3	137 H.F.W. 2017 18	SE EDC FAIZABAD	2017-10-11 to 2019-05-31				Active	
4	138 H.F.W. 2017 18	SE EDC FAIZABAD	2017-10-11 to 2019-05-31				Active	

12. The following screen will be displayed



Uttar Pradesh Power Corporation Limited (UPPCL)
OUTSOURCED PERSON PORTAL
Uttar Pradesh Power Transmission Corporation Limited (UPPTCL)

All Agreement Details

Show: entries Search:

SR. NO.	AGREEMENT NO.	AGREEMENT AMOUNT	ENGINEER IN CONTRACT	PERIOD	AUTHORISATION LETTER	STATUS
1	209 H.F.W. 2017 18	1026512	SE EDC FAIZABAD	2018-03-20 to 2019-03-31		Active
2	209 H.F.W. 2017 18	1026512	SE EDC FAIZABAD	2018-03-20 to 2019-05-31		Active
3	209 H.F.W. 2017 18	1026512	SE EDC FAIZABAD	2018-03-20 to 2019-05-31		Active
4	209 H.F.W. 2017 18	1026512	SE EDC FAIZABAD	2018-03-20 to 2019-05-31		Active
5	209 H.F.W. 2017 18	1026512	SE EDC FAIZABAD	2018-03-20 to 2021-07-01		Active
6	209 H.F.W. 2017 18	1026512	SE EDC FAIZABAD	2018-03-20 to 2021-07-01		Active
7	209 H.F.W. 2017 18	1026512	SE EDC FAIZABAD	2018-03-20 to 2021-07-01		Active


Showing 1 to 7 of 7 entries Previous **1** Next

13. For extension of an agreement click on the “Agreement Extension” view button for a specific agreement on the All agreement list

The screenshot displays the UPPCL Outsourced Person Portal. The header includes the UPPCL logo and name. The left sidebar contains navigation links: Dashboard, Masters Management, Engineer in Contract, Contractor Mgmt, Outsourced Mgmt, and Report. The main content area is titled 'All Agreement' and includes a search bar and a 'SUBMIT' button. Below this is a table with the following columns: SL. NO., AGREEMENT NO., ENG IN CONTRACT, PERIOD, AUTHORISATION LETTER, AGREEMENT UPDATED HISTORY LETTER, AGREEMENT EXTENSION, STATUS, and ACTION. The table contains four rows of data, all with a status of 'Active'. A red arrow points to the 'AGREEMENT EXTENSION' button in the first row.

SL. NO.	AGREEMENT NO.	ENG IN CONTRACT	PERIOD	AUTHORISATION LETTER	AGREEMENT UPDATED HISTORY LETTER	AGREEMENT EXTENSION	STATUS	ACTION
1	209 H.F.W. 2017-18	SR EDC FAZABAD	2018-03-20 to 2021-03-31				Active	
2	136 H.F.W. 2017-18	SR EDC FAZABAD	2017-12-11 to 2019-05-31				Active	
3	137 H.F.W. 2017-18	SR EDC FAZABAD	2017-12-11 to 2019-05-31				Active	
4	138 H.F.W. 2017-18	SR EDC FAZABAD	2017-12-11 to 2019-05-31				Active	

14. The following screen will be displayed



Uttar Pradesh Power Corporation Limited (UPPCL)
OUTSOURCED PERSON PORTAL
Uttar Pradesh Power Transmission Corporation Limited (UPPTCL)

Edd2faizabad Edd2faizabad
Division

Dashboard

Masters Management
Engineer in Contract
Contractor Mgmt
Outsourced Mgmt
Report

Agreement Extension

Search Contractor *

(san6464@gmail.com- BDIPB1155K-09bdi...

Agreement No. *

209 H.F.W. 2017 18

Agreement Start Date *

20/03/2018

Agreement End Date *

01/07/2021

Profit % *

5

Contract Amount*

1026512

Engineer in Contract*

SE EDC FAIZABAD

Status *

Active

Tender No. *

300 H.F.W 2017 18

Authorisation Letter

Choose file No file chosen

Work Details *

MAN POWER SUPPLY

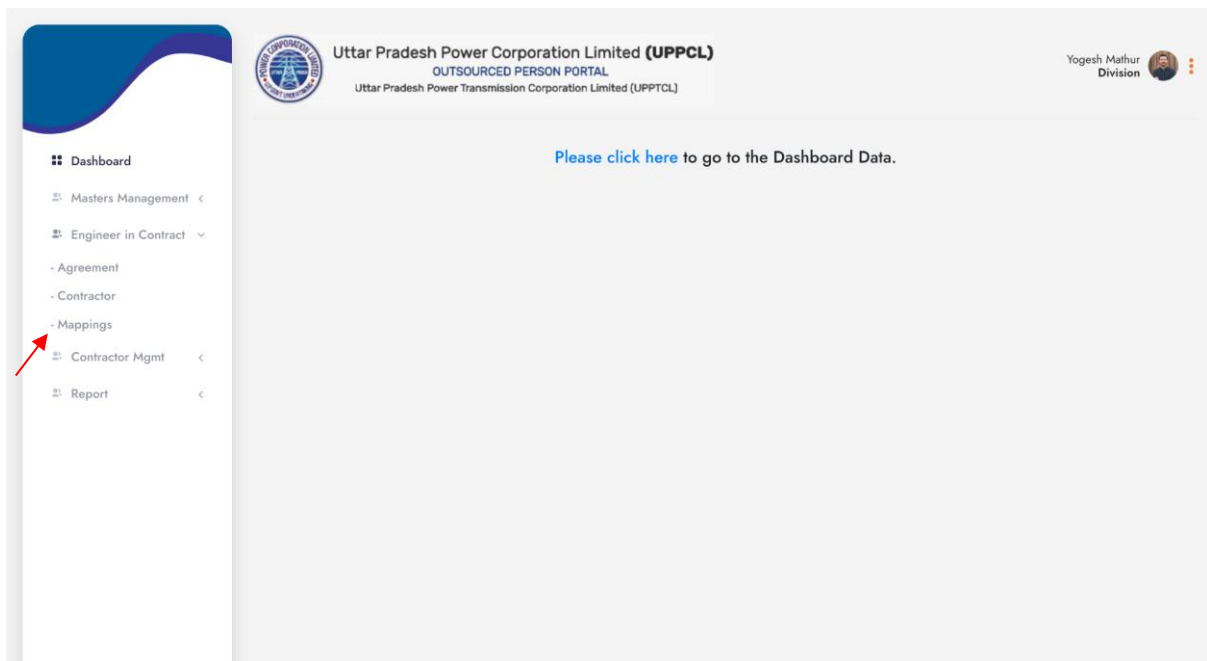
[View File](#)

CATEGORY	SUBCATEGORY	NO. OF MANPOWER	WAGES PER PERSON PER MONTH	ACTION
Skilled	Lineman(Technician)	3	9381	REMOVE
Skilled	Computer Operator	0	9381	REMOVE
Un-skilled	Lineman(labour)	0	8375	REMOVE
Semi-skilled	Others	6	7613	REMOVE
Semi-skilled	Select Subcategory	0	8375	REMOVE

[SAVE](#)
[ADD NEW ENTRY](#)

Agreement Mapping

15. For Agreement Mapping, select Mappings in Engineer In Contract on the side menu



16. The following screen will be displayed, where you can map an agreement with the location and click on 'Submit' button to save it.

Uttar Pradesh Power Corporation Limited (UPPCL)
OUTSOURCED PERSON PORTAL
Uttar Pradesh Power Transmission Corporation Limited (UPPTCL)

Yogesh Mathur
Division

Mapping

Select Agreement * Mapping up to * Show *

UPPCL/MAY/24-1111222 Division Select

SR.	UNMAP	STATION	COMPUTER OPERATOR	TECHNICIAN	SSO(SUB STATION OPERATOR)	METER READER	SUPERVISOR	GUNMEN	DRIVER
2			2	2	2	0	0	0	0
1	Division Name 1	2	2	2	0	0	0	0	0

SUBMIT

17. On successful Mapping of the Agreement, the following screen will be displayed.

Uttar Pradesh Power Corporation Limited (UPPCL)
OUTSOURCED PERSON PORTAL
Uttar Pradesh Power Transmission Corporation Limited (UPPTCL)

Yogesh Mathur
Division

Mapping

Record added successfully

Select Agreement * Mapping up to * Show *

Select Select mapping Select

SUBMIT

Contractor

Login

1. On entering the URL, you will be taken to the following page where you can login/ Sign In as the Contractor by entering the Username/ Email Id and the correct password

UPPCL

OUTSOURCED PERSON PORTAL

UPPTCL

ADMIN OUTSOURCED

Username*

Enter your username or email

Password*

Capcha*

Enter cpacha code

Refresh

49291

SIGN IN

बाढ़ा-कर्म के येशन/ईएसआई/पीएफ की स्थिति देखे

[Click here to download USER MANUAL](#)

For any technical support please contact to: Phone No: +91 7275638862
Email: samvidakarmi.helpdesk@sheelafoam.com
This site is best viewed with latest version of Chrome, Mozilla Firefox.

Developed & Maintained By Sheelafoam Limited

2. On entering the correct Username and Password the following screen will be displayed, this is the dashboard for Contractor where they can access Dashboard, Engineer in Contract, Contractor Management, Outsourced Management

Uttar Pradesh Power Corporation Limited (UPPCL)

OUTSOURCED PERSON PORTAL

Uttar Pradesh Power Transmission Corporation Limited (UPPTCL)

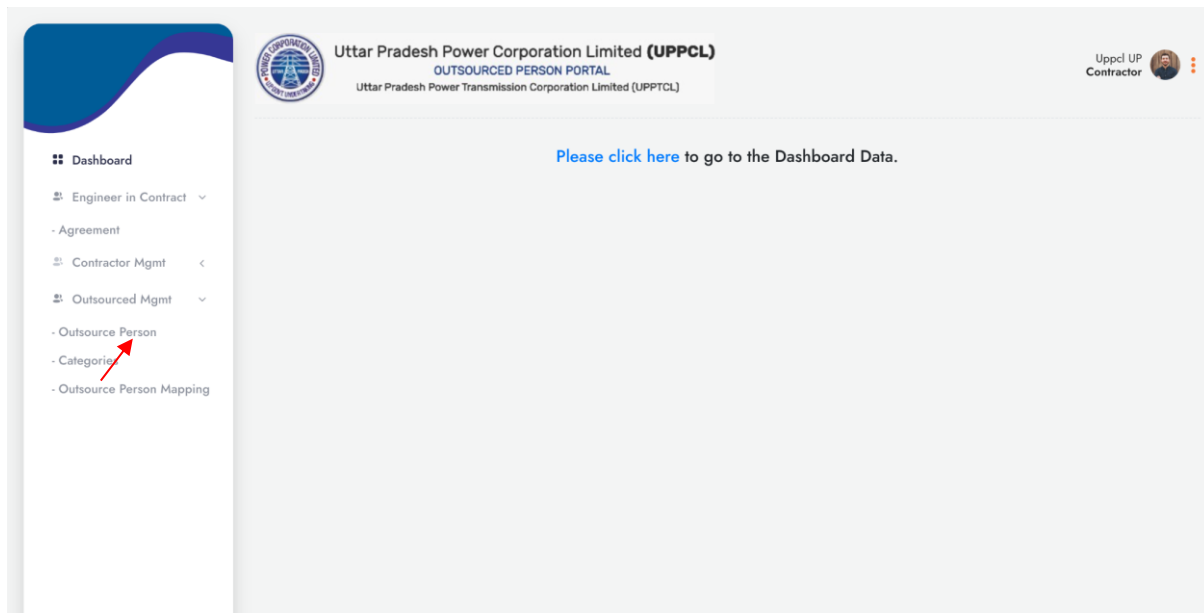
Uppcl UP Contractor

Please click [here](#) to go to the Dashboard Data.

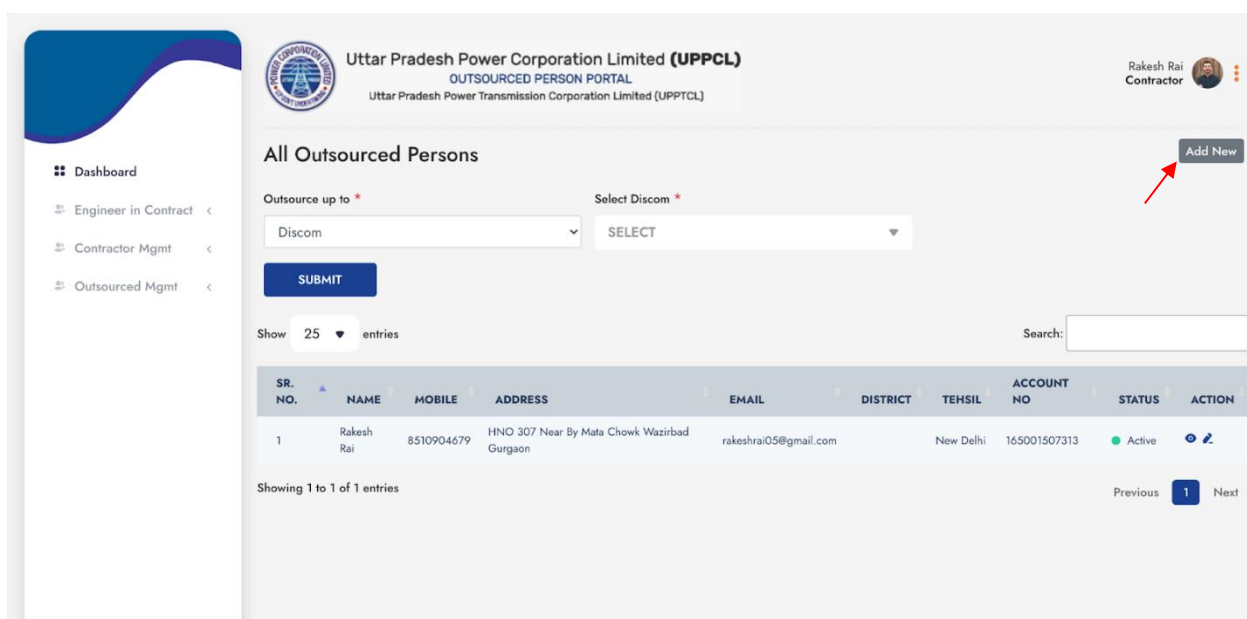
- Dashboard
- Engineer in Contract
- Contractor Mgmt
- Outsourced Mgmt
- Outsource Person
- Categories
- Outsource Person Mapping

Addition of an Outsourced Person

3. **For Addition of an Outsourced Person**, click on the Outsource Person in the Outsource Management on the side menu



4. The following screen will be displayed, where you can view the details of all the Outsourced persons and click on 'Add New' for the addition of a New Outsourced Person



5. On selecting Add New, the following screen will be displayed where you can enter all the required details for the addition of a New Outsourced Person and click on 'Save'

Uttar Pradesh Power Corporation Limited (UPPCL)
OUTSOURCED PERSON PORTAL
Uttar Pradesh Power Transmission Corporation Limited (UPPTCL)

Contractor

Add Outsourced Person Back

Name * **Gender *** **Caste Category ***

DOB * **Mobile Number *** **Address ***

Email **State *** **District ***

Tehsil Name * **Bank Account No *** **Bank Name ***

IFSC Code * **Category *** **Sub Category ***

Educational Qualification * **Work Experience (in years) *** **EPF UAN Number ***

ESI Applicable * **ESI Number** **Accidental Insurance Policy Number**

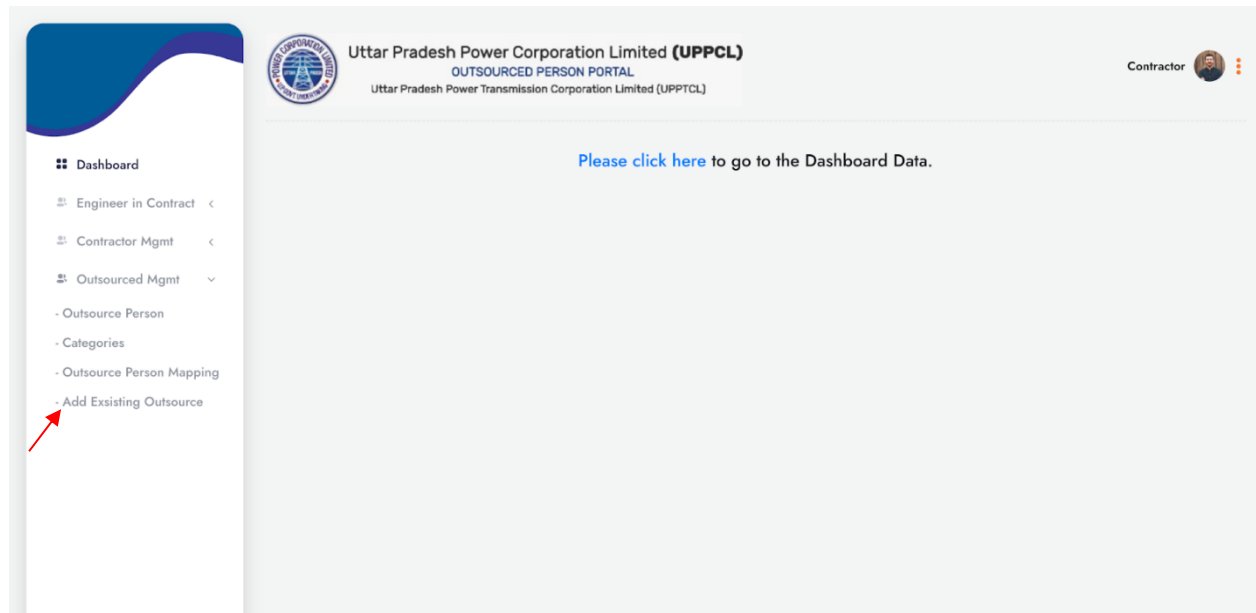
Group insurance policy number **WC insurance policy Number** **Aadhar Number ***

Registration Number for Contract Labour (Regulation and Abolition) Act, 1970 **Registration Number for Building and Other Construction Workers Welfare cess Act 1996**

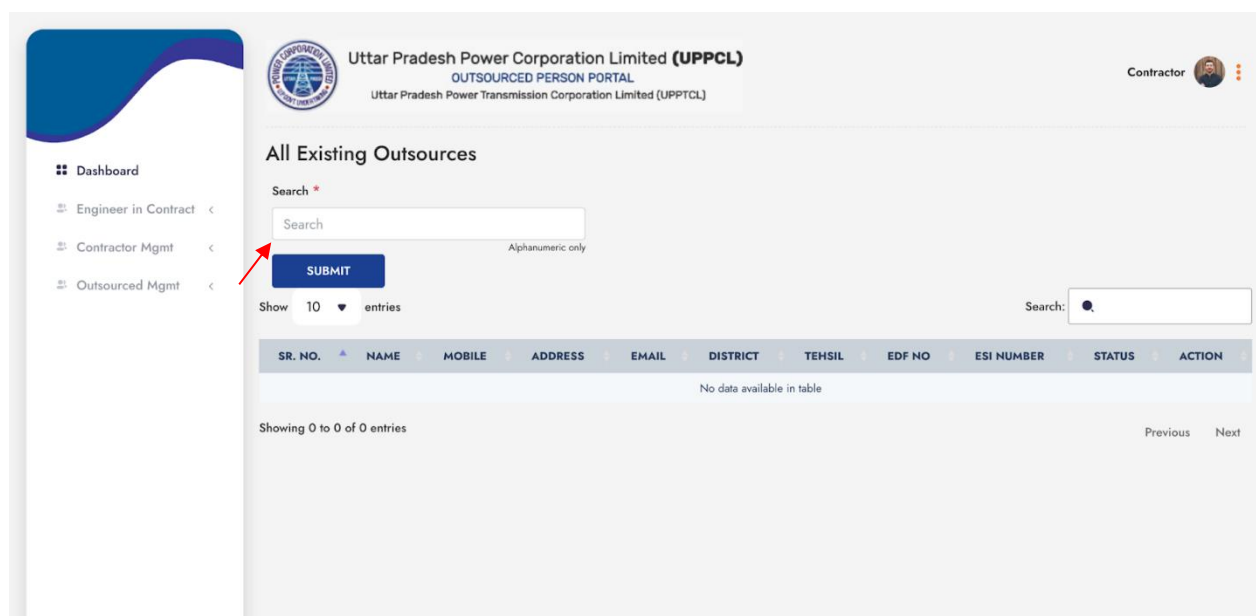
SAVE **CANCEL**

Addition of Existing Outsourced Person

4. **For Addition of an Existing Outsourced Person**, click on the Add Existing Outsource in the Outsource Management on the side menu



5. The following screen will be displayed, where you can search the Outsourced Person by entering their Mobile number or EPF number.



6. The following screen is displayed on searching via Mobile Phone number. On clicking on the 'Eye button' you can view all the details of the selected Outsourced Person.

Uttar Pradesh Power Corporation Limited (UPPCL)
OUTSOURCED PERSON PORTAL
Uttar Pradesh Power Transmission Corporation Limited (UPPTCL)

Contractor

All Existing Outsources

Search Alphanumeric only

SUBMIT

Show 10 entries

SR. NO.	NAME	MOBILE	ADDRESS	EMAIL	DISTRICT	TEHSIL	EDF NO	ESI NUMBER	STATUS	ACTION
1	KRISHNA KUMAR	9721005598	ATANGI NAUGAWAN BEWANA AKBARPUR AMBEDKAR NAGAR		Ambedkar Nagar	AKBARPUR	101323770719		Active	
2	KRISHNA KUMAR	9721005598	ATANGI NAUGAWAN BEWANA AKBARPUR AMBEDKAR NAGAR		Ambedkar Nagar	AKBARPUR	101323770719		Active	

Showing 1 to 2 of 2 entries

Previous **1** Next

7. The following page is displayed on clicking the Eye button

Uttar Pradesh Power Corporation Limited (UPPCL)
OUTSOURCED PERSON PORTAL
Uttar Pradesh Power Transmission Corporation Limited (UPPTCL)

Contractor

View Outsourced Person

[Back](#)

Name KRISHNA KUMAR	Gender Male	Caste Category
Mobile Number 9721005598	DOB 01-01-1970	Address ATANGI NAUGAWAN BEWANA AKBARPUR AMBEDKAR NAGAR
Email	State Uttar Pradesh (UP)	District Ambedkar Nagar
Tehsil Name AKBARPUR	Bank Account No 32843663289	Bank Name SBI SHAHZADPUR AMBEDKAR NAGAR
IFSC Code SBIN0012322	Category others	Educational Qualification
Work Experience Year	EPF UAN Number 101323770719	ESI Applicable No
ESI Number	Accidental Insurance Policy Number YES	Group insurance policy number
WC insurance policy Number	Aadhar No 0	Registration Number for Contract Labour (Regulation and Abolition) Act, 1970
Registration Number for Building and Other Construction Workers Welfare cess Act 1996	Status Active	

8. On clicking on the 'Plus button', the Outsourced Person is added to the logged in contractor.

Uttar Pradesh Power Corporation Limited (UPPCL)
OUTSOURCED PERSON PORTAL
Uttar Pradesh Power Transmission Corporation Limited (UPPTCL)

Contractor

All Existing Outsources

Search *
9721005598
Alphanumeric only
SUBMIT

Show 10 entries

SR. NO.	NAME	MOBILE	ADDRESS	EMAIL	DISTRICT	TEHSIL	EDF NO	ESI NUMBER	STATUS	ACTION
1	KRISHNA KUMAR	9721005598	ATANGI NAUGAWAN BEWANA AKBARPUR AMBEDKAR NAGAR		Ambedkar Nagar	AKBARPUR	101323770719		Active	
2	KRISHNA KUMAR	9721005598	ATANGI NAUGAWAN BEWANA AKBARPUR AMBEDKAR NAGAR		Ambedkar Nagar	AKBARPUR	101323770719		Active	

Showing 1 to 2 of 2 entries

Previous 1 Next

9. The following screen will be displayed on clicking the 'Plus button'.

Uttar Pradesh Power Corporation Limited (UPPCL)
OUTSOURCED PERSON PORTAL
Uttar Pradesh Power Transmission Corporation Limited (UPPTCL)

Contractor

All Existing Outsources

Outsource Added successfully to this contractor

Search *
Search
Alphanumeric only
SUBMIT

Show 10 entries

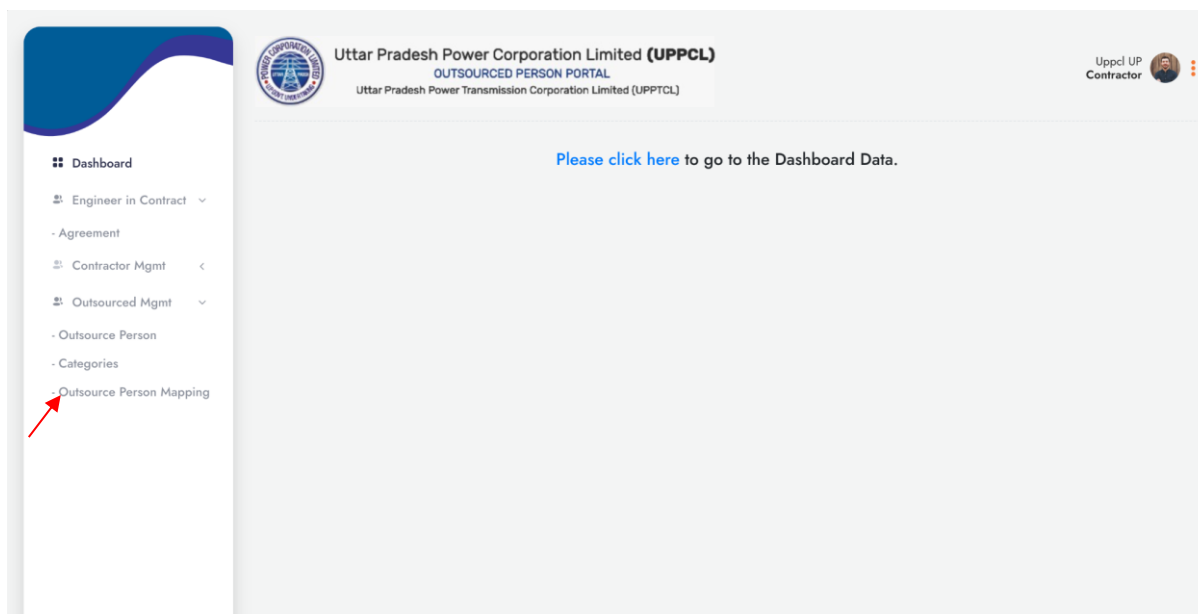
SR. NO.	NAME	MOBILE	ADDRESS	EMAIL	DISTRICT	TEHSIL	EDF NO	ESI NUMBER	STATUS	ACTION
No data available in table										

Showing 0 to 0 of 0 entries

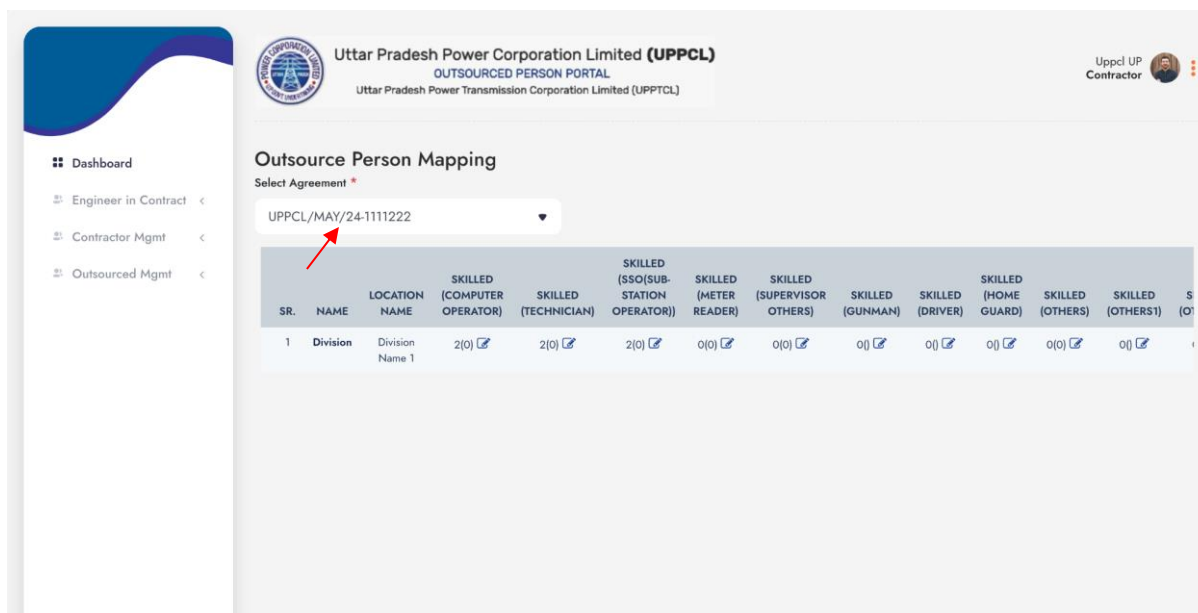
Previous Next

Deployment of an Outsourced Person

10. For deployment of an Outsourced Person on the location, select Outsource Person Mapping in the Outsourced Management on the side menu.



11. The following screen will be displayed, where you select the Agreement from the drop - down menu for which the outsourced person are to be mapped.



12. The next screen will allow you to map individual outsource person to the location by entering all the required details and on clicking the 'Map Persons' the mapping will be completed.

Uttar Pradesh Power Corporation Limited (UPPCL)
OUTSOURCED PERSON PORTAL
Uttar Pradesh Power Transmission Corporation Limited (UPPTCL)

Uppcl UP Contractor

Outsourced Persons

Show 25 entries

Search:

SR. NO.	JOINING DATE	NAME	MOBILE	ADDRESS	EMAIL	CATEGORY
1	04/03/2021	Com1	8510904678	Gali No 4 RFZ 558 third floor Mahavir enclave part 1 west delhi 110045	rakeshrai05333@gmail.com	computer operator

Showing 1 to 1 of 1 entries

Previous 1 Next

MAP PERSONS

13. The following screen will display the successful Mapping of an outsourced person.

Uttar Pradesh Power Corporation Limited (UPPCL)
OUTSOURCED PERSON PORTAL
Uttar Pradesh Power Transmission Corporation Limited (UPPTCL)

Uppcl UP Contractor

Outsource Person Mapping

Outsourced Person Mapped Successfully

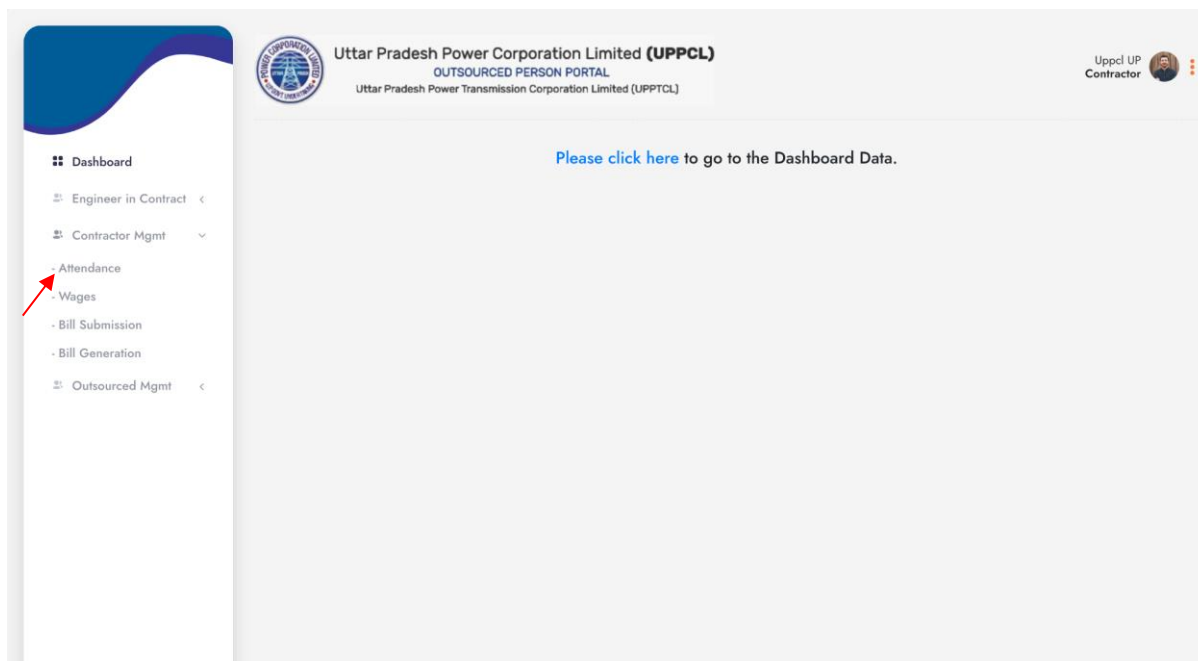
Select Agreement *

UPPCL/MAY/24-1111222

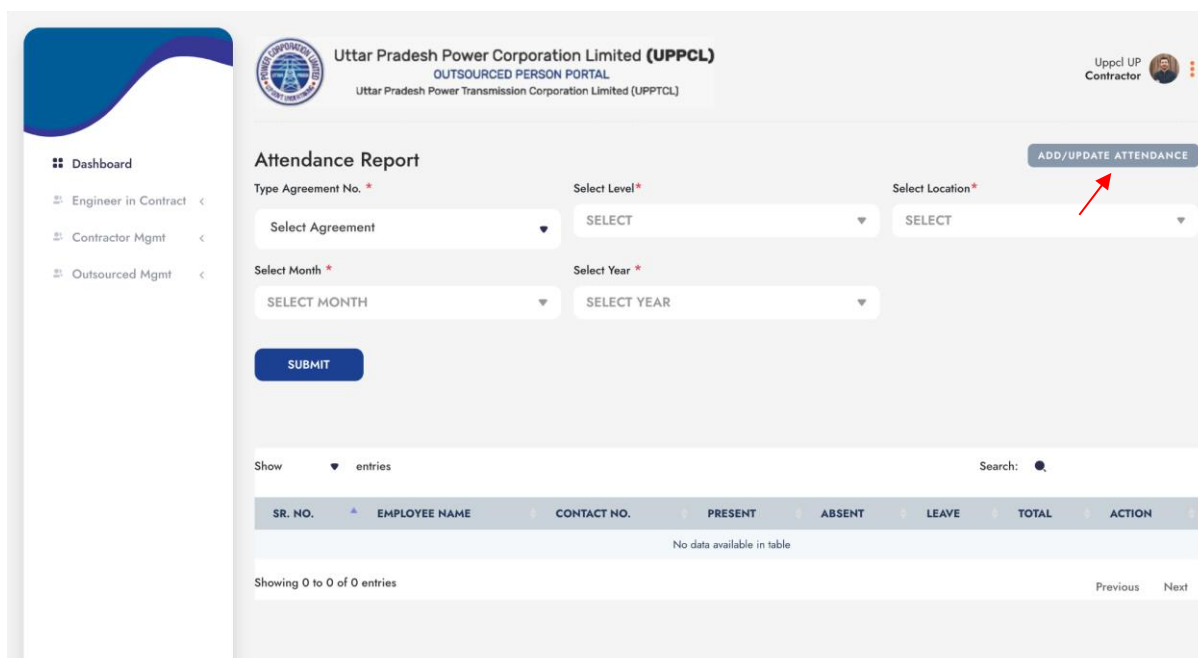
SR.	NAME	LOCATION NAME	SKILLED (COMPUTER OPERATOR)	SKILLED (TECHNICIAN)	SKILLED (SSO(SUB-STATION OPERATOR))	SKILLED (METER READER)	SKILLED (SUPERVISOR OTHERS)	SKILLED (GUNMAN)	SKILLED (DRIVER)	SKILLED (HOME GUARD)	SKILLED (OTHERS)	SKILLED (OTHERS1)	SKILLED (OTHERS2)
1	Division	Division Name 1	2(1)	2(1)	2(0)	0(0)	0(0)	0(0)	0(0)	0(0)	0(0)	0(0)	0(0)

Attendance Marking for Outsourced

14. For Marking the attendance of an Outsourced Person, select Attendance in the Contractor management on the side menu



15. The following screen will be displayed, where you can click on 'Add/ Update Attendance'.



16. The next screen will allow you to update and enter the attendance details of the outsourced people. On clicking the 'Submit' button it will enter the details of attendance to the system.

Dashboard

Engineer in Contract <

Contractor Mgmt <

Outsourced Mgmt <

Uttar Pradesh Power Corporation Limited (UPPCL)
OUTSOURCED PERSON PORTAL
Uttar Pradesh Power Transmission Corporation Limited (UPPTCL)

Uppcl UP Contractor

Add/Update Attendance

BACK

Select Agreement No. *
UPPCL/MAY/24-1111222

Select Level *
DIVISION

Select Location *
DIVISION NAME 1

Attendance Month *
APR

Attendance Year *
2021

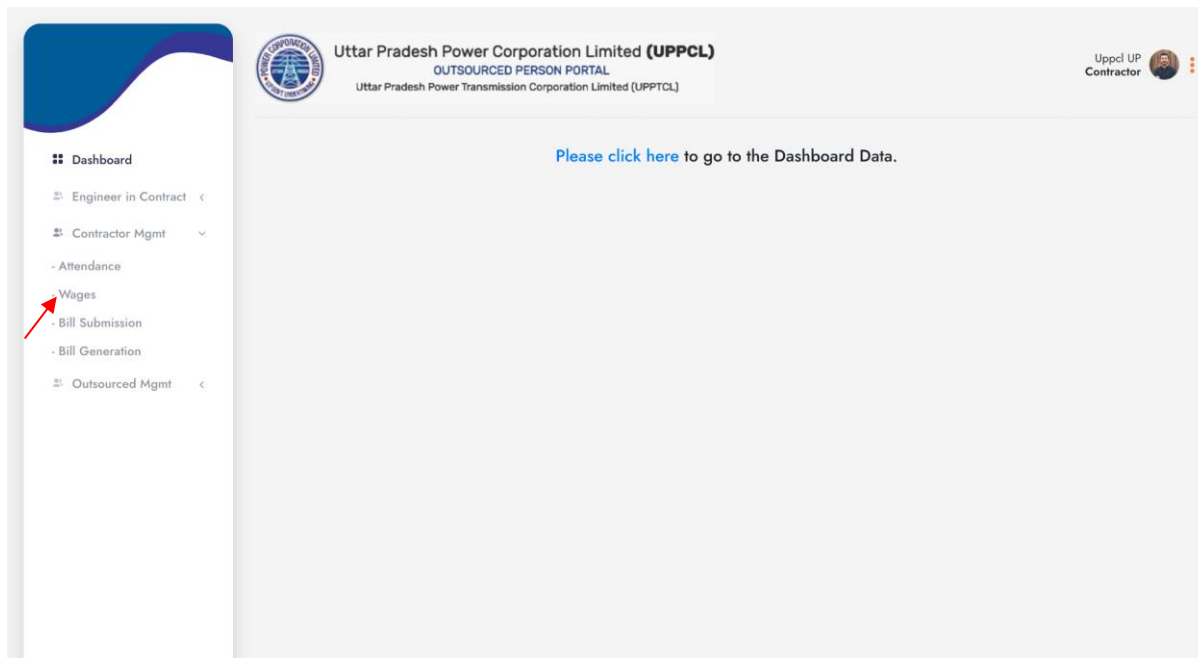
ADD/UPDATE ATTENDANCE

SR. NO.	EMPLOYEE NAME	CONTACT NO.	PRESENT	ABSENT	LEAVE	TOTAL
1	Com1	8510904678	30	0		30
2	Tech1	8510904678	30	0		30
3	Com2	9999999999	30	0		30
4	Tech2	8510904678	30	0		30
5	SSO1	8510904678	30	0		30
6	SSO2	8510904678	30	0		30
7	labour1	8510904678	30	0		30
8	labour2	8510904678	30	0		30

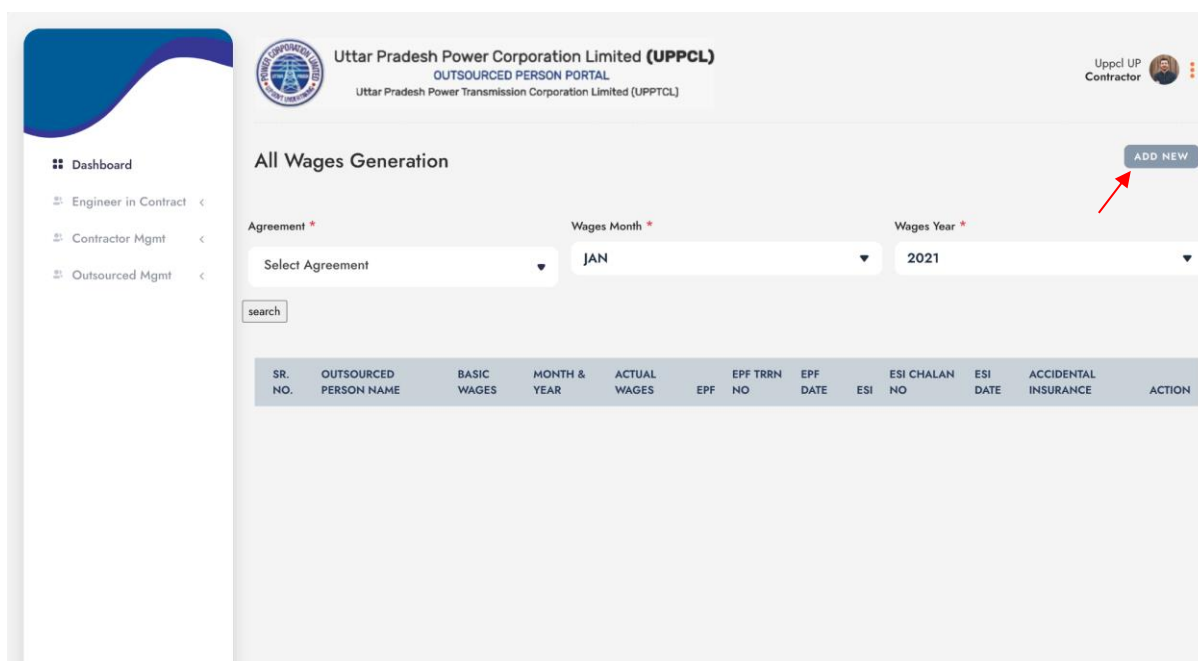
SUBMIT

Wage Generation


17. For wage generation of Outsourced Person, select wages in the Contractor management on the side menu.



18. On the following screen, select the 'Add New' button for wage generation.



19. The following screen will be displayed where you can enter all the required details and click on 'Submit' button.



Uttar Pradesh Power Corporation Limited (UPPCL)
OUTSOURCED PERSON PORTAL
Uttar Pradesh Power Transmission Corporation Limited (UPPTCL)

Uppcl UP Contractor

Add Wages Generation

Agreement No. * UPPCL/MAY/24-11...

Wages Month * APR

Wages Year * 2021

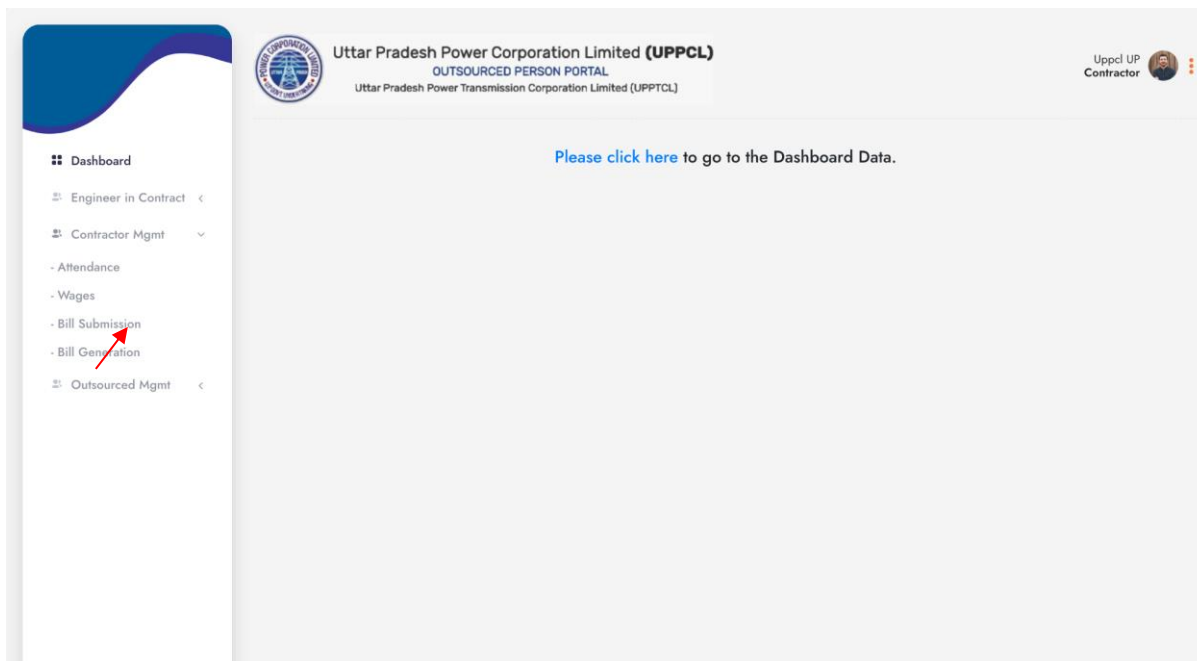
GET

Name	Mobile No	Category	Present Days	Minimum Wages (Basic Wages + DA)	Actual Wages (Basic Wages + DA)	EPF Amount	EPF TRRN No	EPF Date
Com1	8510904678	computer operator	30	10791	12451.15	2988.28	11111123456	25/05/2021
Tech1	8510904678	Technician	30	10791	12451.15	2988.28	11111123456	25/05/2021
Com2	9999999999	computer operator	30	10791	12451.15	2988.28	11111123456	25/05/2021
Tech2	8510904678	Technician	30	10791	12451.15	2988.28	11111123456	25/05/2021
SSO1	8510904678	SSO(sub-station operator)	30	10791	12451.15	2988.28	11111123456	25/05/2021
SSO2	8510904678	SSO(sub-station operator)	30	10791	12451.15	2988.28	11111123456	25/05/2021
labour1	8510904678	line maintainace(labour)	30	8758	10105.38	2425.3	11111123456	25/05/2021
labour2	8510904678	line maintainace(labour)	30	8758	10105.38	2425.3	11111123456	25/05/2021

SUBMIT

Bill Submission

20. For **Bill Submission**, select the Bill submission in the Contractor Management on the side menu.

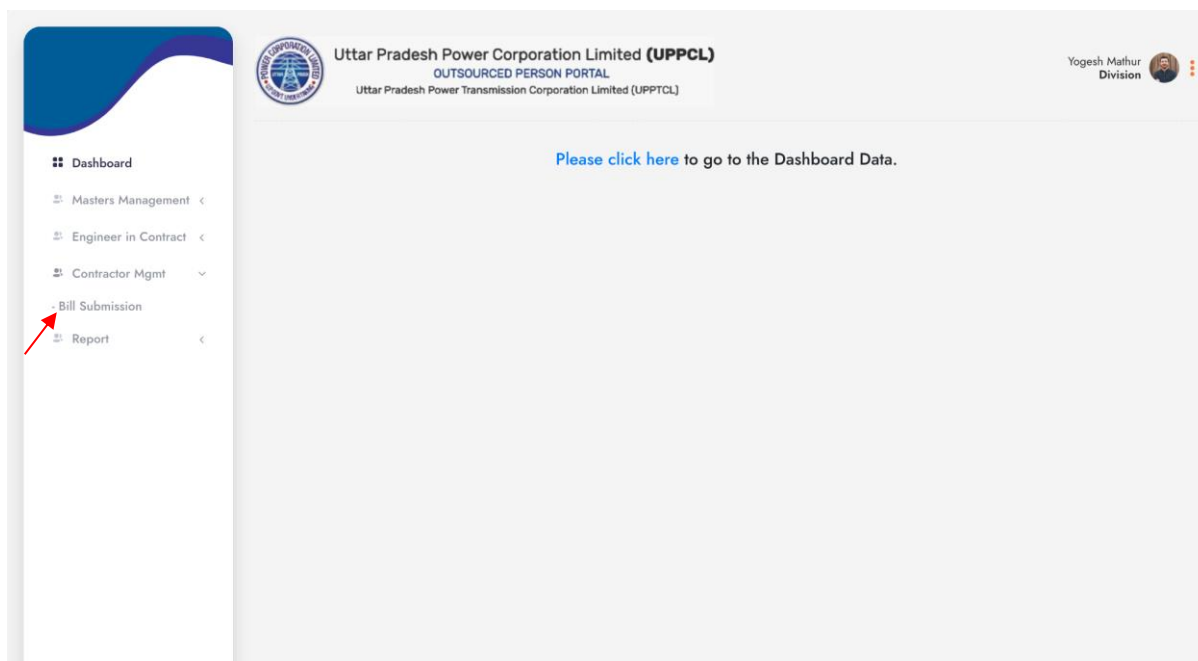


21. The following screen will be displayed, where you can submit all the required details against a bill and update the required Bill by clicking on the 'Update Bill' button.

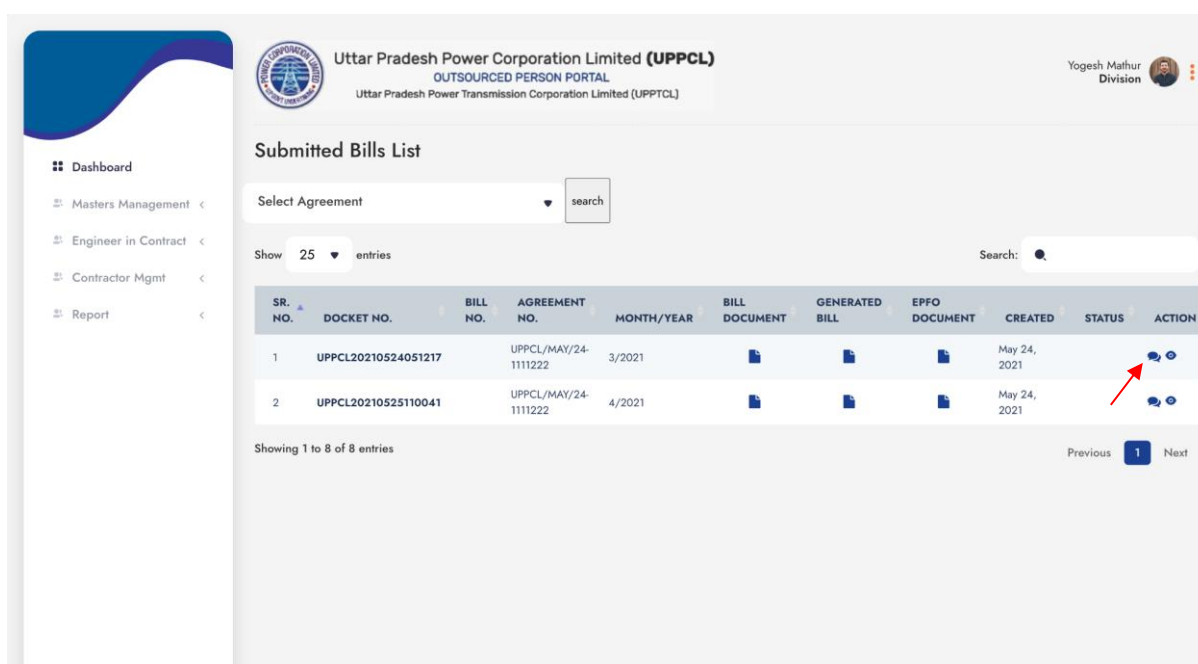
The screenshot displays the 'Update Raise Bill Submission' form. The form includes fields for Month (January), Type Agreement Number (UPPCL/MAY/24-1111222), and Total Amount (19554.54). Below these are sections for document uploads: Bill Upload, Wages Payment Document, EPFO Document, ESI Document, and Accidental Insurance Details Doc. Each section has a 'Choose file' button and a 'No file chosen' message. At the bottom, there are 'UPDATE BILL' and 'CANCEL' buttons. A red arrow points to the 'UPDATE BILL' button.

Bill Process by Engineer in Contract

1. The Engineer In Contract needs to select the 'Bill Submission' option in the Contractor Management on the side menu.



2. The following screen will be displayed, where you can update the status of a particular bill by clicking the chat icon on the right end.



3. The following dialog box will pop up for you to update the status of the bill by clicking the 'Submit' button.

Bill Status [X]

Status
Acknowledged

Referral Doc
Choose file No file chosen

Remarks

SUBMIT CLOSE

MENT CREATED STATUS ACTION

May 24, 2021

May 24, 2021

Previous 1 Next

Help Desk Details

For any assistance, please connect :

Email Id: samvidakarmi.helpdesk@sheelafoam.com

Contact No.: +91 - 7275638862